



# Holy Cross Foundation Stage Two (Reception)

## Curriculum Newsletter and Useful Information



### Advent Term 1

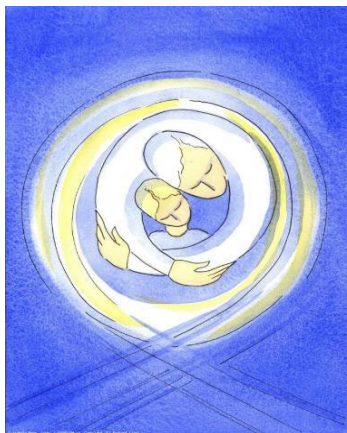
Welcome to Class Reception. We are very happy with how the children have settled into their new routines this week and we are excited to begin their learning journey at Holy Cross school.

Here is an overview of the children's learning over this next term.

Thank you for being so supportive, please spare some time to read through this Newsletter carefully and click the links for further information.

I will also be sharing information via Class Dojo.

### Religious Education – Branch One – Creation and Covenant



Here are our learning intentions - to be covered over 6 weeks:

I know that God made me.

I know that God made my family.

I know that I am part of God's family (a 2 week focus on Baptism).

I know that God made the world and everything in it.

I know we must care for all of God's creations.

Holy Cross Class Prayers - [click me](#)



#### Phonics

In phonics, we will be learning all single sounds in the alphabet first, then towards Christmas we will begin to find out that two letters make one sound, ff, ll, ss, zz.

#### Reading




Your child will be assigned a phonics book. This is a book that they will be able to read by saying the sounds and blending the sounds together to make words. We would like you to spend time with your child sharing

#### Mathematics

We will be following White Rose Maths. [Maths resources for teachers | White Rose Education](#)  
We will firstly teach the children how to select Mathematics resources from the learning areas.

#### Personal, Social and Emotional Development (PSED)

- This term your child will begin to understand there are rules in the classroom to follow and expectations for behaviour.

<p>The phonics scheme that we follow is called Sounds Write. We spend 2 weeks on each unit of learning where we will learn to read, write, and spell words using the sounds from the unit.</p> <p><b>Initial Code</b></p> <p>Unit 1 a,i,m,s,t (2 weeks) Unit 2 n,o,p (2 weeks) Unit 3 b,c,g,h (2 weeks) Unit 4 d,e,f,v (2 weeks)</p> <p>This allows the children to have a full understanding of the sounds and how to use them. As we move through the sounds we will recap and revisit previous learning to ensure the knowledge is not lost and that information is firmly embedded in the children's long-term memory.</p> <p>To find out more about this you can access a free online parent workshop. <a href="#">Support for Parents and Carers - Sounds-Write</a></p> <p>I will also be leading a phonics workshop at school on Thursday 26<sup>th</sup> September at 9am so please come along and find out more.</p> 	<p>the book and encouraging your child to read at least 4 times a week. Each session should be approximately 10 mins.</p> <p>These sessions should be a fun, positive experience. It's important that adults sound excited to look at the book. This should be framed as special time for you to spend with your child rather than a chore.</p>  <p>We will also send home a library book each week. This is a longer story book that develops your child's love of stories. Here, you can talk about the character, the pictures and make predictions about what might happen at the end of the story.</p> <p>After reading with your child, please record the date, title and a parent comment in the yellow reading diary.</p> <p>Staff will read with your child once a week. They will complete the reward chart and assign rewards accordingly. Please ensure that all reading books and reading diaries are kept in your child's book bag <b>at all times</b> and brought to school each day.</p>	 <p>Then we will cover</p> <ul style="list-style-type: none"> <li>• Matching</li> <li>• Identifying a set</li> <li>• Sorting</li> <li>• Comparing size, mass, and capacity</li> <li>• Exploring and copying simple patterns</li> <li>• Subitizing and representing numbers to 5</li> <li>• The composition of number to 5</li> <li>• Identifying and comparing shapes</li> <li>• Describing the position of an object</li> </ul> <p><a href="#">Numbots Game</a></p> <p>Play numbots with your child taking turns to answer the quickfire questions.</p> <p>You can also visit <a href="#">Early Years Maths - Topmarks Search</a></p>	<ul style="list-style-type: none"> <li>• To know the STAR listener rules <b>S</b>it up straight. <b>T</b>rack the speaker. <b>A</b>sk and answer questions. <b>R</b>espect (show respect to everyone and everything).</li> <li>• To begin to talk about their own feelings, using words like 'happy', 'sad', 'angry'</li> </ul> <p>They will also learn to manage their own body and their possessions.</p> <ul style="list-style-type: none"> <li>• How to manage their own personal hygiene e.g., toileting</li> <li>• To know how to put on their own coat and take it off.</li> <li>• Hang their coat on the peg.</li> <li>• To remove their own jumper.</li> <li>• To know how to go to the toilet independently, washing their hands with soap and water.</li> <li>• To know they need to wash their hands before dinner time.</li> <li>• To try a variety of foods with encouragement and begin to name the food.</li> </ul> <p><b>It is important that school and home, work together in partnership so that your child can become a happy independent learner. Please continue to work on these as a family, as often as possible.</b></p>
---	---	--	---

### Understanding of the World

We will be finding out about Our Family Tree.

By the end of the topic your child will be able to

- Talk about the lives of the people around them and their roles in society;
- Know some similarities and differences between things in the past and now, drawing on their experiences and what has been read in class;
- Understand the past through settings, characters and events encountered in books read in class and storytelling.

**You could talk to your child about this topic. Ask them a question from the list below and find out what they know. Then enjoy talking about the answer together.**

Who is the oldest person in our family?

Who is the youngest person in our family?

What changes do you notice as people get older?

What can you do now that you couldn't do as a baby?

How have you changed?



### Communication and Language

The children will be learning how to listen to the adults during carpet times, listening to instructions in the Forest Kingdom, and answering questions.

They will be expected to listen to stories during carpet time and follow what is happening in the story.

We will be asking them to speak about their family, routines and special occasions.

We would like to encourage the children to speak in full sentences when they are speaking to each other and adults.

### Fine Motor Skills

The children will be learning to decide which hand to write with. They will begin to trace letters from their name and then write their name correctly with a capital letter for the first letter and lower-case letters for the rest of their name. They will hold a pencil by gripping with their fingers, rather than their whole hand. They will learn how to make snips and cut straight lines with children's scissors.

Please support them to work on these targets at home.

### Gross Motor Skills

This term the children will enjoy a unit of Gymnastics focusing on travelling safely around the environment. They will also have a Games unit focused on catching and throwing and devising games with beanbags.

The children will access large play opportunities outside like bikes, using the trim trail and playing playground games.

### Expressive Arts and Design

The children will begin by learning where the mark making and EAD areas are in the class. We will teach them how to access these so that they can use them in their independent play.

We will be enjoying mark making using lots of different mediums. We will find out about the beauty of mark making with chalks, wax crayons, paints and felt tips.

The children will make self-portraits. They will learn to look at themselves carefully in the mirror and draw all the features of their face.



### Emergency Contact Numbers

If you change your contact number please inform the office ASAP. If grandparents, friends or relatives are collecting your children on a regular basis we must also have their contact details. Please ensure you check your phone throughout the day, on a regular basis. We will phone you in an emergency. We will leave a voice message if possible and send a class dojo message.

I am also able to add an additional parent to the class dojo profile of your child. If you currently have only one parent on dojo and you would like to add another parent, then please send me a message with the email address of the person you would like to add. It can be helpful to add an additional adult as I will be posting important videos and messages on class story.

**Dates for your diary – please see the school website for important dates** <https://www.holycrossschoolhucknall.com/news/calendar/>

### Labels

Please ensure you write your child's name on all their items of clothing, bottles, bags etc. Name stickers/ stamps are very helpful as they do not fade in the wash.

### Footwear

Children will have the opportunity to bring a pair of wellies. These are very useful as we spend a lot of time on the field, doing Forest Schools and using water play in the outdoor learning area. Please put them in a strong plastic bag with their name on and hang them on their peg.

Please do not send your child to school in trainers with laces unless they are confident to tie the laces. At this early stage I would really recommend Velcro straps.

### Water bottles

Please could you ensure that your child always has a water bottle in school with their name clearly labelled on it. Please ensure that these are washed daily.

### Fruit

The government provides each child with a piece of fresh fruit each day. We receive a variety of fruit; apples, bananas, carrots, sugar snap peas, peppers, pears, raisins and lots more. We are a healthy school and would like to promote healthy eating. Please do not send fruit into school for your child. Children will very often try new things when they see their friends trying it.



### Foundation Stage Uniform

In Reception the children are asked to wear a navy jogging suit, blue t-shirt and black, navy or white unbranded trainers. Long hair must be tied up with hair bands in school colours. In EYFS we do not wear shirts and ties as these can fall into the sand and water play. We do not have a PE kit as our uniform is made for all activities.

You are welcome to purchase school-branded items - but this is not compulsory.

<https://www.pbuniform-online.co.uk/schools/holy-cross-primary-catholic.html>



### Homework

Read at home – 4 x per week (10 mins per session)

Visit Spelling Shed 2 x per week

Visit Numbots 2 x per week

An ongoing homework in Class Reception is to work on putting on your own coat, fastening zips and buttons, turning coat sleeves the correct way and becoming responsible for hats and gloves. Parents can support staff by encouraging children to get dressed at home and ensure there is time before you leave the house so you can model these skills.

### Cool Milk



Your child will continue to receive **free** milk until they turn 5. Once they turn 5, you will have to pay for milk if your child wishes to continue drinking it.

Please do this by logging onto [www.coolmilk.com](http://www.coolmilk.com)

### Parent/grandparent volunteers

I would be eager to hear about anyone who would like to volunteer. Please contact me if you would like to listen to readers or join the board game club. If you feel you have a particular skill that would support us, please send me a message via Dojo.

**Pick up and drop off**

Children will enter through the main entrance between 8:35am and 8:45am. Home time will be 3:20pm. At home time, please line up at the rainbow fence near the Forest Kingdom. I will line the children up inside the Forest Kingdom. I will then call the children according to which parent is at the front of the line. Please be patient with us at the start of the year as home time is an important time and I would rather do this calmly and slowly so that all children are handed over safely.

If you are using the breakfast club facility you can drop your child off from 7:15am. Please come to the main entrance at the school office and ring the bell in the foyer. A member of the breakfast club staff will welcome your child. Parents are not allowed into the school building at breakfast club. If you are collecting your child from After School Club you will use the same entrance for collection. <https://www.holycrossschoolhucknall.com/parents/wrap-around-care/>

**Home school agreement**

Please take some time to become familiar with our Home School agreement –

<https://www.holycrossschoolhucknall.com/wp-content/uploads/sites/10/2023/09/Trust-School-and-Home-Agreement-1.pdf>

**Finally,**

*Thank you for reading this Newsletter - please find the time to click on all the links - this document is full of information, ideas and advice that will support you and therefore support your child.*

Your child's happiness is our number one priority - if you have any questions regarding your child's development, learning, well-being, or concerns or worries, please do not hesitate to ask. You can message me via Class Dojo, I am happy to call you or meet with you.

If you experience any changes to your circumstances, such as moving house, separation, new babies, death of a loved one, employment changes, childcare changes, or anything that may impact your child please let me know.

We will do whatever we can to help and ensure you and your child are given the correct support if needed.

**Mrs. Bruce and the EYFS team.**